



St. John's Preparatory & Senior School.

The Ridgeway, Potters Bar, EN6 5QT
&
North Lodge, The Ridgeway, Enfield, EN2 8BE

Examination Results Summer 2021

<i>Prep. School:</i>	<i>SATS KEY STAGE 1</i>
	<i>SATS KEY STAGE 2</i>
<i>Senior School:</i>	<i>G.C.S.E.</i>
	<i>'A' LEVELS.</i>



from the Headmaster

A. Tardios LLB (Hons) BA (Hons)



St. John's Senior School



North Lodge
The Ridgeway
Enfield, Middlesex EN2 8BE

Tel: 020 8366 0035 (Senior School)
Tel: 01707 657294 (Prep School)
Email: admin@stjohnsschool.enfield.sch.uk
www.stjohnsseniorschool.com

also:
St. John's Prep. School
The Ridgeway
Potters Bar
Herts. EN6 5QT

Dear Parents,

20th October, 2021.

GCSE and A Level results 2021

We are pleased to publish our GCSE and A Level results 2021.

Enclosed are the official grades that our pupils were awarded by the examination boards AQA and Edexcel this year.

Amongst other data you will find the following:

Page 4 - 5: GCSE Results in numbers (9-1)

Page 6 - 7: GCSE Results converted into traditional **alphabetical** grades

Page 12 - 13: The School's Alps Score (St. John's results compared to the Department of Education National dataset).

Page 14 - 15: A Level Results

Page 17: The QS World University Rankings 2021

Page 18 - 23: A Level Student Destinations

Page 24 - 27: Key Stage 1 & 2 SATS results 2017/18 and 2018/19

We are very proud of this year's GCSE and A Level grades, as despite the continuous reports in the media about pupils' grades and futures being harmed, St. John's pupils attained exceptional results, securing their university places as planned. With 90% of our A level students going to Russell Group Universities and 75% going to either World Top 10 or UK Top 10 ranked universities, this has been a very successful year, which we can look back upon proudly.

We hope that on reading through our Results' Booklet, you will feel assured that even in the challenging times of a pandemic, the school motto: Res Ipsa Loquitur – "*the thing speaks for itself*", remains true.

Yours faithfully,

A. Tardios

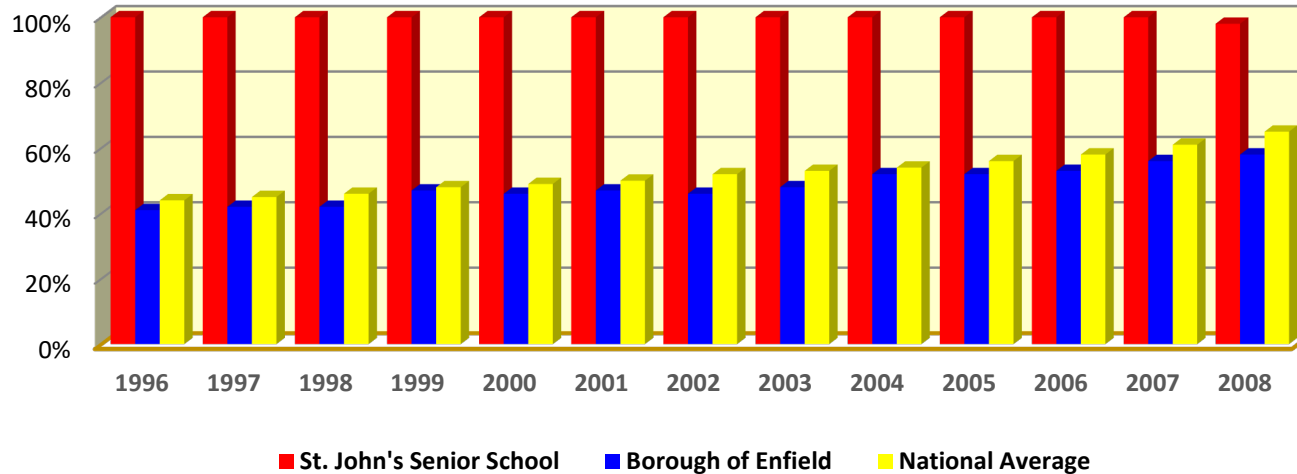
A Tardios
Headmaster

C. Tardios

C. Tardios (Mrs.)
Principal

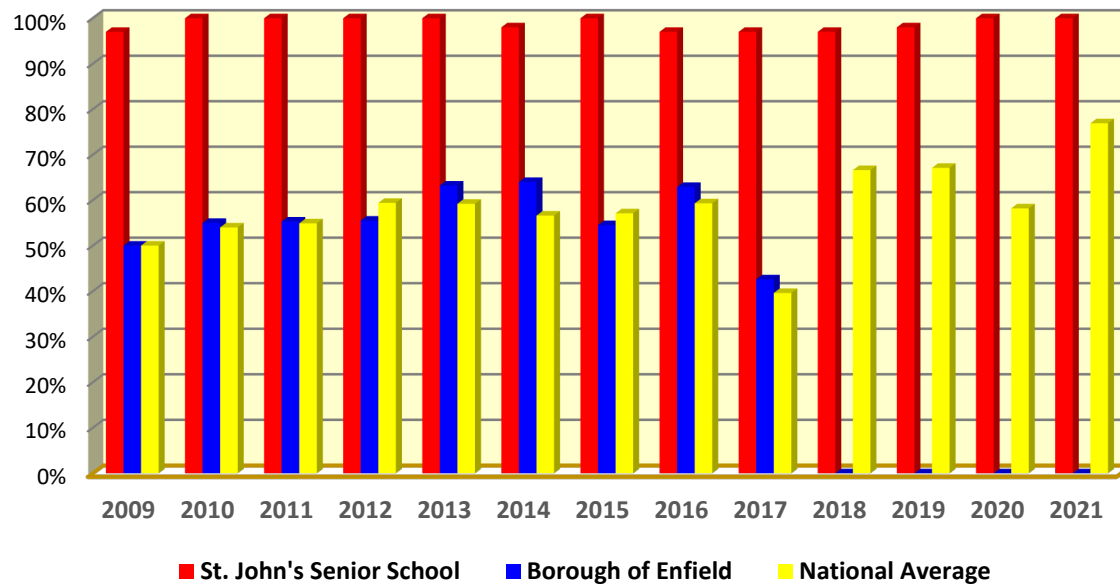
G.C.S.E. examination performance of St. John's Senior School Compared to that of Enfield and the National Average. (Minimum five GCSEs at grades A* - C)

	1996	1997	1998	1999	2000	2001	2002	2003	2004	2005	2006	2007	2008
St. John's Senior School	100%	100%	100%	100%	100%	100%	100%	100%	100%	100%	100%	100%	98%
Borough of Enfield	41%	42%	42%	47%	46%	47%	46%	48%	52%	52%	53%	56%	58%
National Average	44%	45%	46%	48%	49%	50%	52%	53%	54%	56%	58%	61%	65%



In 2008 the Department of Education introduced a requirement that the minimum five G.C.S.E.s should include English and Mathematics and that this information should be shown in the statistics. This is shown in the table below.

2009	2010	2011	2012	2013
97%	100%	100%	100%	100%
50%	55%	55.3%	55.5%	63.2%
50%	54%	54.9%	59.4%	59.2%



2014	2015	2016	2017	2018	2019	2020	2021
98%	100%	97%	97%	97%	98%	100%	100%
64%	54.5%	62.9%	42.6%	N/A	N/A	N/A	N/A
56.6%	57.1%	59.3%	39.6%	66.6%	67.1%	58.2%	76.9%

[Source: GCSE-Full-Course-Outcomes-for-main-grade-set-by-jurisdiction-Summer-2021.pdf \(jqc.org.uk\)](https://www.jcq.org.uk/resources/gcse-full-course-outcomes-for-main-grade-set-by-jurisdiction-summer-2021.pdf)

[Source: https://www.education.gov.uk/schools/performance](https://www.education.gov.uk/schools/performance)

G. C. S. E. RESULTS SUMMER 2021

	Compulsory Subjects														Total G.C.S.E. 9-4 A*-C
	English Lit.	English Language	Maths	Biology	Chem.	Physics	Computer Science	History	Geography	French	German	Latin	Art	P.E	
Cand. 1.	8	8	8	9	9	9		9	9		8				9
Cand. 2.	8	8	7	8	9	8		9		7					8
Cand. 3.	9	9	9	9	9	9		9		9		9			9
Cand. 4.	9	9	9	8	9	9	9	8			8				9
Cand. 5.	9	9	8	9	8	7		9	7	8					9
Cand. 6.	9	9	7	9	9			8		8		9	8		9
Cand. 7.	9	9	8	8	9	8	8	9		8					9
Cand. 8.	9	9	9	9	9	9		9		9					8
Cand. 9.	9	9	7	8				9	8	8	9				8
Cand. 10.	9	9	7	9				9	9	9	9	9			9
Cand. 11.	9	9	8	9	9	9		8	7		8				9
Cand. 12.	8	8	8	8	8					9	8	8	7		9
Cand. 13.	7	8	9	8	9	9	8		6			8			9
Cand. 14.	8	7	8	8	8	9	9				8				8
Cand. 15.	7	7	8	7	7	9	9	8				7			9
Cand. 16.	9	9	6	8	8			9		8	8				8
Cand. 17.	7	7	7	8	8	9			7	7					8
Cand. 18.	8	8	8	9	9	9				9		9			8
Cand. 19.	8	7	7	8	9	9			5					8	8
Cand. 20.	8	7	7	6		7		8	7	8	8				9
Cand. 21.	8	8	8	9			8		6			9	7		8

	English Lit.	English Language	Maths	Biology	Chem.	Physics	Computer Science	History	Geography	French	German	Latin	Art	P.E.	Other Lang.	Total G.C.S.E. 9-4 A*-C
Cand. 22.	9	9	7	9	9	8		8	5		7					9
Cand. 23.	8	7	7	7	8	7	6			8		8				9
Cand. 24.	6	7	8	7	8	8					8		7			8
Cand. 25.	8	8	8	7		8	6	7	6							8
Cand. 26.	8	7	8	7	8	7	5	8		7						9
Cand. 27.	8	8	7	6	6	7		9			7					8
Cand. 28.	6	6	7	6	7	8		7						8		8
Cand. 29.	7	8	7	6	6	7		8		7		7				9
Cand. 30.	8	7	6	6		6		6		7			8			8
Cand. 31.	6	6	7	7	7	8	8		5							8
Cand. 32.	8	7	7	7	5	7			5	6						8
Cand. 33.	6	6	9	8	8	8							7			7
Cand. 34.	7	7	6	5	6				6	6			6			8
Cand. 35.	6	6	7		7	8	9	7				8				8
Cand. 36.	9	9	5	7	5			9	7				9			8
Cand. 37.	7	6	6	6				7	5				6		9	8
Cand. 38.	9	9	4	6	6	5		8	5			6				9
Cand. 39.	8	8	6	5		5	7		7		6					8
Cand. 40.	8	8	5	6	5	5		7				6	7			9
Cand. 41.	6	6	6		7			8								5
Cand. 42.	7	7	5	5		5		7	5	6				6		9
Cand. 43.	5	5	4	7	6	6		7	5							8
Cand. 44.	6	6	6		6			7								5
Cand. 45.	5	5	7		5	6	6		5				5			8
Cand. 46.	5	5	5	5	5	6		6								7
Cand. 47.	4	5	7		4	5									9	6

G. C. S. E. RESULTS. SUMMER 2021

Compulsory Subjects															Total G.C.S.E. 9-4 A*-C
English Lit.	English Language	Maths	Biology	Chem.	Physics	Computer Science	History	Geography	French	German	Latin	Art	P.E	Other Lang.	
Cand. 1.	A*	A*	A*	A*	A*	A*		A*	A*		A*				9
Cand. 2.	A*	A*	A	A*	A*	A*		A*		A					8
Cand. 3.	A*	A*	A*	A*	A*	A*		A*		A*		A*			9
Cand. 4.	A*	A*	A*	A*	A*	A*	A*	A*			A*				9
Cand. 5.	A*	A*	A*	A*	A*	A		A*	A	A*					9
Cand. 6.	A*	A*	A	A*	A*			A*		A*		A*	A*		9
Cand. 7.	A*	A*	A*	A*	A*	A*	A*	A*		A*					9
Cand. 8.	A*	A*	A*	A*	A*	A*		A*		A*					8
Cand. 9.	A*	A*	A	A*				A*	A*	A*	A*				8
Cand. 10.	A*	A*	A	A*				A*	A*	A*	A*	A*			9
Cand. 11.	A*	A*	A*	A*	A*	A*		A*	A		A*				9
Cand. 12.	A*	A*	A*	A*	A*					A*	A*	A*	A		9
Cand. 13.	A	A*	A*	A*	A*	A*	A*			B			A*		9
Cand. 14.	A*	A	A*	A*	A*	A*	A*				A*				8
Cand. 15.	A	A	A*	A	A	A*	A*	A*				A			9
Cand. 16.	A*	A*	B	A*	A*			A*		A*	A*				8
Cand. 17.	A	A	A	A*	A*	A*			A	A					8
Cand. 18.	A*	A*	A*	A*	A*	A*				A*		A*			8
Cand. 19.	A*	A	A	A*	A*	A*				C				A*	8
Cand. 20.	A*	A	A	B		A		A*	A	A*	A*				9
Cand. 21.	A*	A*	A*	A*			A*			B		A*	A		8

	English Lit.	English Language	Maths	Biology	Chem.	Physics	Computer Science	History	Geography	French	German	Latin	Art	P.E.	Other Lang.	Total G.C.S.E. 9-4 A*-C
Cand. 22.	A*	A*	A	A*	A*	A*		A*	C		A					9
Cand. 23.	A*	A	A	A	A*	A	B			A*		A*				9
Cand. 24.	B	A	A*	A	A*	A*					A*		A			8
Cand. 25.	A*	A*	A*	A		A*	B	A	B							8
Cand. 26.	A*	A	A*	A	A*	A	C	A*		A						9
Cand. 27.	A*	A*	A	B	B	A		A*			A					8
Cand. 28.	B	B	A	B	A	A*		A						A*		8
Cand. 29.	A	A*	A	B	B	A		A*		A		A				9
Cand. 30.	A*	A	B	B		B		B		A			A*			8
Cand. 31.	B	B	A	A	A	A*	A*		C							8
Cand. 32.	A*	A	A	A	C	A			C	B						8
Cand. 33.	B	B	A*	A*	A*	A*							A			7
Cand. 34.	A	A	B	C	B				B	B			B			8
Cand. 35.	B	B	A		A	A*	A*	A				A*				8
Cand. 36.	A*	A*	C	A	C			A*	A				A*			8
Cand. 37.	A	B	B	B				A	C				B		A*	8
Cand. 38.	A*	A*	C	B	B	C		A*	C			B				9
Cand. 39.	A*	A*	B	C		C	A		A		B					8
Cand. 40.	A*	A*	C	B	C	C		A				B	A			9
Cand 41.	B	B	B		A			A*								5
Cand 42.	A	A	C	C		C		A	C	B				B		9
Cand 43.	C	C	C	A	B	B		A	C							8

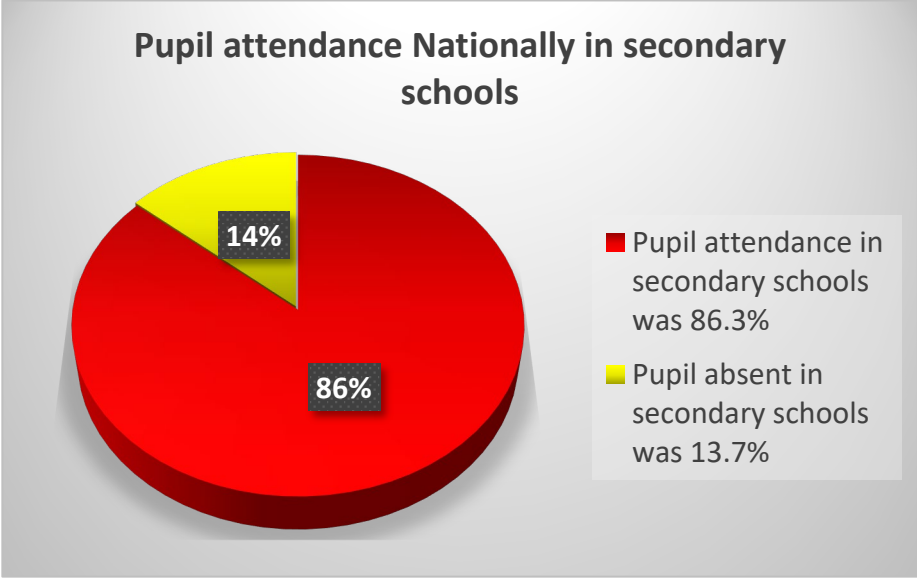
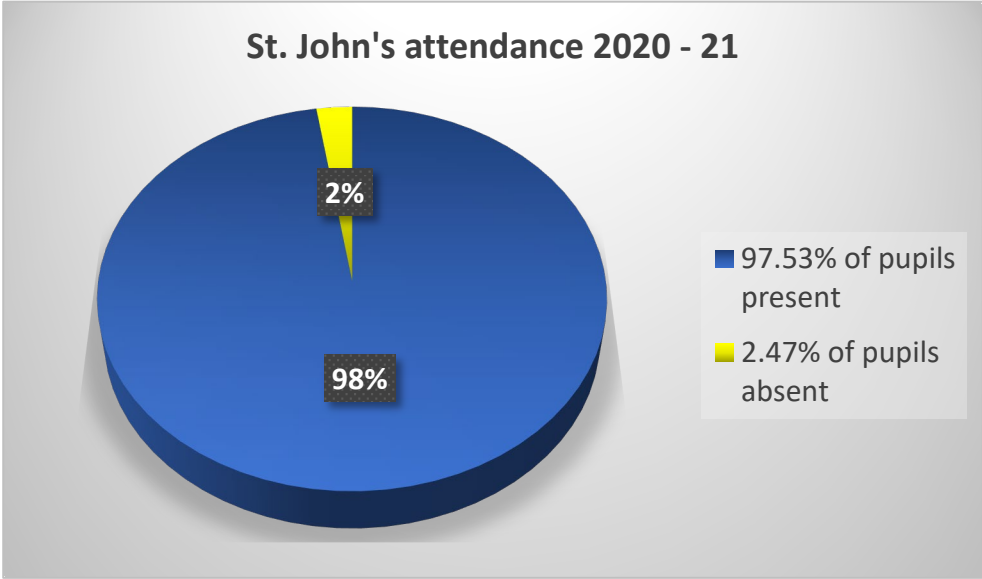
Cand. 44.	B	B	B		B			A								5
Cand. 45.	C	C	A		C	B	B		C				C			8
Cand. 46.	C	C	C	C	C	B		B								7
Cand. 47.	C	C	A		C	C									A*	6

Colour Key:

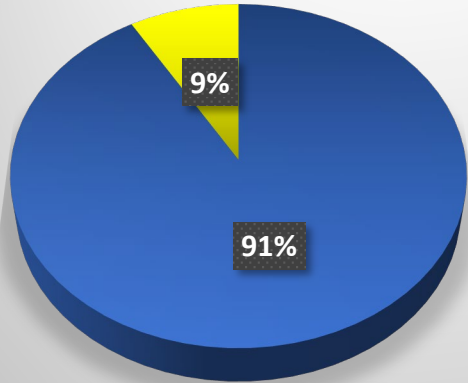
Red	A* - A	(grades 7, 8, 9)
Dark Red	B	(grades 6)
Blue	C	(grades 5)
Green	C	(grades 4)

You will see from the table above that there are some truly impressive academic accomplishments. Chief among them is:
Maahi Patel (No.3). Maahi's name will be placed on the school's **Honours Board for Academic Excellence, 2021.**

Well done to everyone concerned! Teachers, pupils and parents!

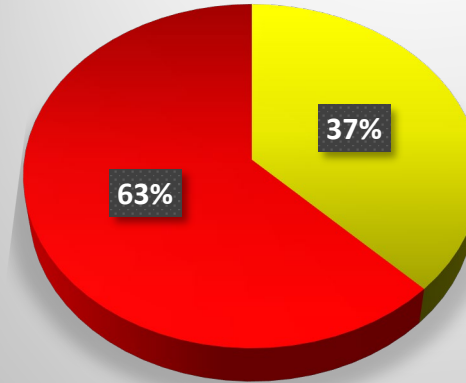


Percentage of students awarded A* - B in English and Literature at St. John's



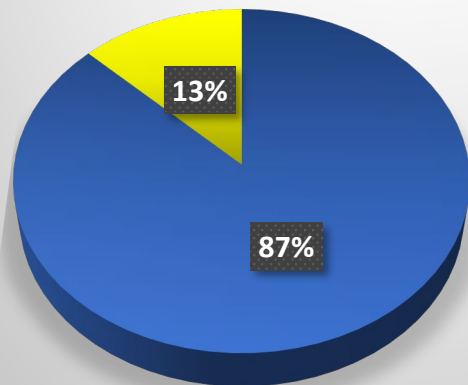
- 91.48% of students awarded A* - B in English & Literature
- 8.51% of students awarded C grade in English & Literature

Percentage of pupils awarded A* - B grade in English Language Nationally



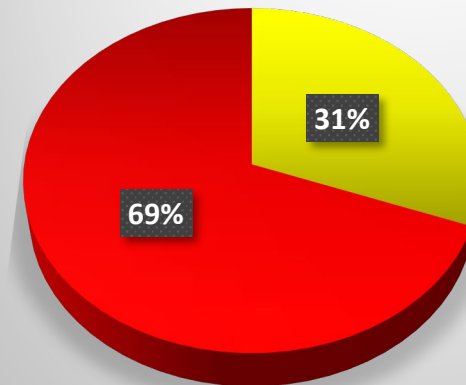
- Percentage of pupils awarded A* - B in English Language Nationally 37.5%
- Percentage of pupils awarded C grade or lower in English Language Nationally 62.5%

Percentage of pupils awarded A* - B in Maths at St. John's



- 87.23% of students awarded A* - B in Maths
- 12.76% of students awarded C grade in Maths

Percentage of pupils awarded A* - B in Maths Nationally



- Percentage of pupils awarded A* - B in Maths Nationally 30.7%
- Percentage of pupils awarded C grade or lower in Maths Nationally 69.3%

Source: [GCSE-Full-Course-Outcomes-for-main-grade-set-by-jurisdiction-Summer-2021.pdf \(jqc.org.uk\)](https://www.jcq.org.uk/publications/gcse-full-course-outcomes-for-main-grade-set-by-jurisdiction-summer-2021.pdf)

Source: <https://www.education.gov.uk/schools/performance>

Grading new GCSEs from 2017

New grading structure	Current grading structure
9	A*
8	
7	A
6	B
5	
4	C
3	D
2	E
1	F
	G
U	U

Nine things you should know about 9 to 1 GCSE grades

9

GCSEs in England have been reformed and are graded with a new scale from 9 to 1, with 9 being the highest grade.

8

New GCSE content is more challenging.

7

Fewer grade 9s are awarded than A*s.

6

English language, English literature and maths were the first to be graded from 9 to 1 in 2017.

5

Another 20 subjects have been graded 9 to 1 in 2018 and most others followed in 2019.

4

The new grades were brought in to signal that GCSEs have been reformed and to differentiate between students of different abilities more efficiently.

3

Broadly speaking, the proportion of students who were awarded grades 1, 4 & 7 in the reformed system would have been awarded grades G, C & A in the old system of grading.

2

Regulators in Wales and Northern Ireland are not introducing the new 9 to 1 grading scale as part of the changes to GCSEs in their jurisdiction.

1

You can see how the 9 to 1 grades compare with the A* to G scale in the infographic on the left.





Alps Explained

Alps (Advanced Level Performance System) is the result of over 30 years of careful research and development. In the Alps' Report, the School's results are compared to the Alps benchmarks created from the **full Department for Education (DfE) national dataset**.

Throughout the Alps analysis there is a common grading system that works at three levels which are interlinked and allow us to look at the analysis at different depths.

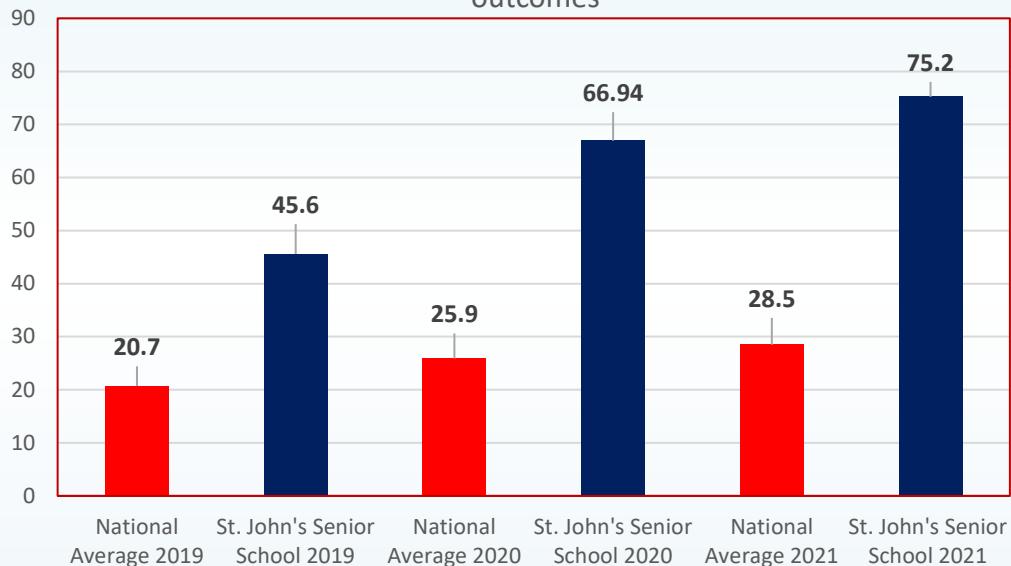
These are:

Matching top 25%+	RED	Alps grades 1 – 3
Matching middle 50%	BLACK	Alps grades 4 – 6
Matching bottom 25%-	BLUE	Alps grades 7 – 9

Alps Colours

- **RED** means the performance is within or exceeds the top 25% of the DfE benchmark.
- **BLACK** means the performance is between the best 25% and the worst 25% of the DfE benchmark.
- **BLUE** means the performance is within or is worse than the bottom 25% of the DfE benchmark.

Comparison of St. John's pupils who scored 7, 8, 9 with National outcomes



Alps – what the scores of 1.0 (Outstanding) mean for the school's A level and GCSE analysis

St. John's A Level and GCSE Quality Indicator scores of 1.0 mean that on average, across all subjects, students have achieved the expected points. This accurately reflects the quality of the school's teaching and learning in the 5th and Upper 6th year groups measured in relation to their prior achievement baseline score.

The Alps methodology is based on groups of students. On any benchmark thermometer within the report, if the Actual points equals the Expected points then the score will be 1.0.

$$\text{Alps measure} = \frac{(\text{Actual points} - \text{expected points})}{(\text{Number of students} \times 100)} + 1$$

Alps Key Stage 4 - Quality Indicator

St John's Preparatory and Senior School Limited | 2020/21 | Key Stage 4 | Report no: 24 | 01.10.21

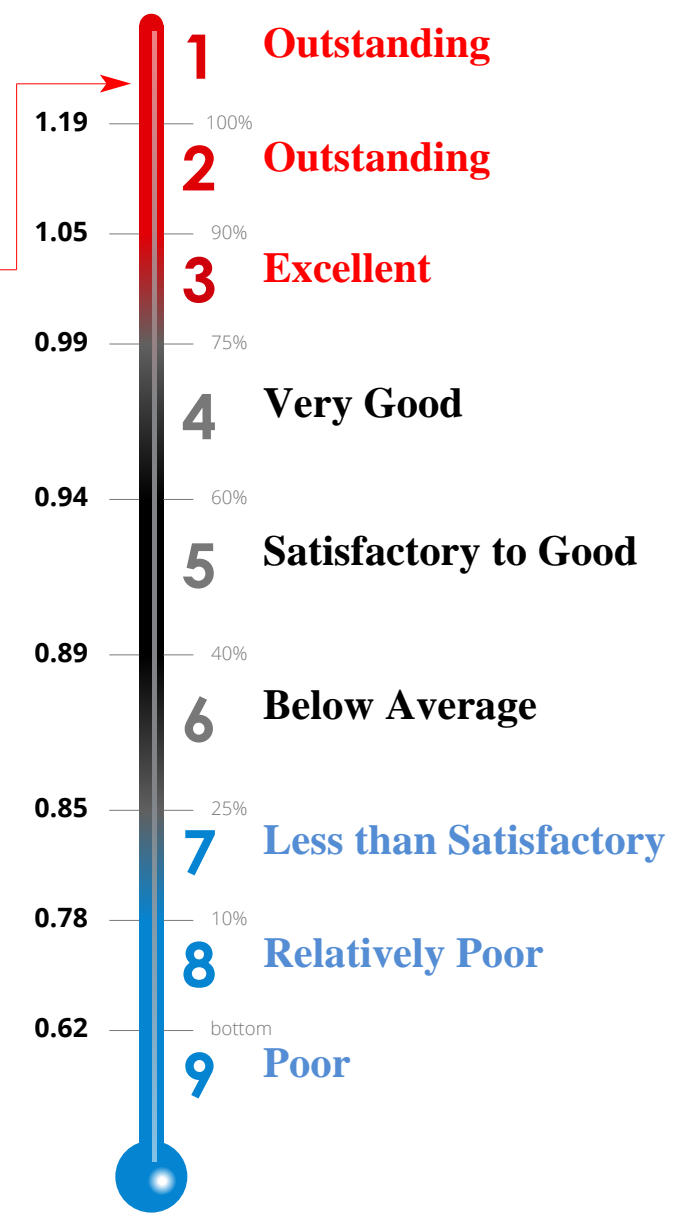
Value Added Score

$$1 + \left(\frac{\text{Actual KS4 pts} - \text{Expected KS4 pts}}{\text{Entries} \times 5} \right)$$

$$1 + \left(\frac{2,863 - 1,758.40}{385 \times 5} \right) = 1.57$$

Key Stage 4 QI score = 1.57 QI grade = 1

Subject	Entries	Expected Points	Actual Points	Score	Grade
GCSE - Art & Design (9-1)	10	40.12	70	1.60	1
GCSE - Biology (9-1)	41	194.16	301	1.52	1
GCSE - Chemistry (9-1)	37	166.76	272	1.57	1
GCSE - Chinese (9-1)	1	2.34	9	2.33	1
GCSE - Computer Science (9-1)	13	58.38	98	1.61	1
GCSE - English Language (9-1)	46	207.95	345	1.60	1
GCSE - English Literature (9-1)	46	207.95	349	1.61	1
GCSE - French (9-1)	20	104.93	154	1.49	1
GCSE - Geography (9-1)	22	93.74	137	1.39	1
GCSE - German (9-1)	13	73.43	102	1.44	1
GCSE - History (9-1)	31	141.12	247	1.68	1
GCSE - Italian (9-1)	1	3.94	9	2.01	2
GCSE - Japanese (9-1)	1	2.83	9	2.23	1
GCSE - Latin (9-1)	13	66.33	103	1.56	1
GCSE - Mathematics (9-1)	46	207.95	321	1.49	1
GCSE - Physical Education (9-1)	3	10.22	22	1.79	1
GCSE - Physics (9-1)	35	155.94	261	1.60	1
GCSE - Russian (9-1)	1	3.94	9	2.01	2
GCSE - Spanish (9-1)	1	3.94	9	2.01	1
GCSE - Turkish (9-1)	4	12.43	36	2.18	1
Totals	385	1,758.40	2,863		



St. John's GCSE QI score: 1.57 (Outstanding)

The strategic indicator known as the Quality Indicator (QI), shows the progress made across all examination entries across St. John's. Every grade is taken into account, giving a clear indication of how the overall GCSE curriculum has performed. This data is then sent to the Department for Education, who compares St. John's performance against the benchmark based on every student's results nationally.

St. John's achieved an Alps Quality Indicator score of 1.57. This confirms that St. John's performance in our GCSE results has been judged Outstanding when compared to the best scores achieved in schools across the country. This places St. John's GCSE results within the top 1% of the country.

Alps A level - Quality Indicator

St John's Preparatory and Senior School Limited | 2020/21 | A level | Report no: 19 | 01.10.21

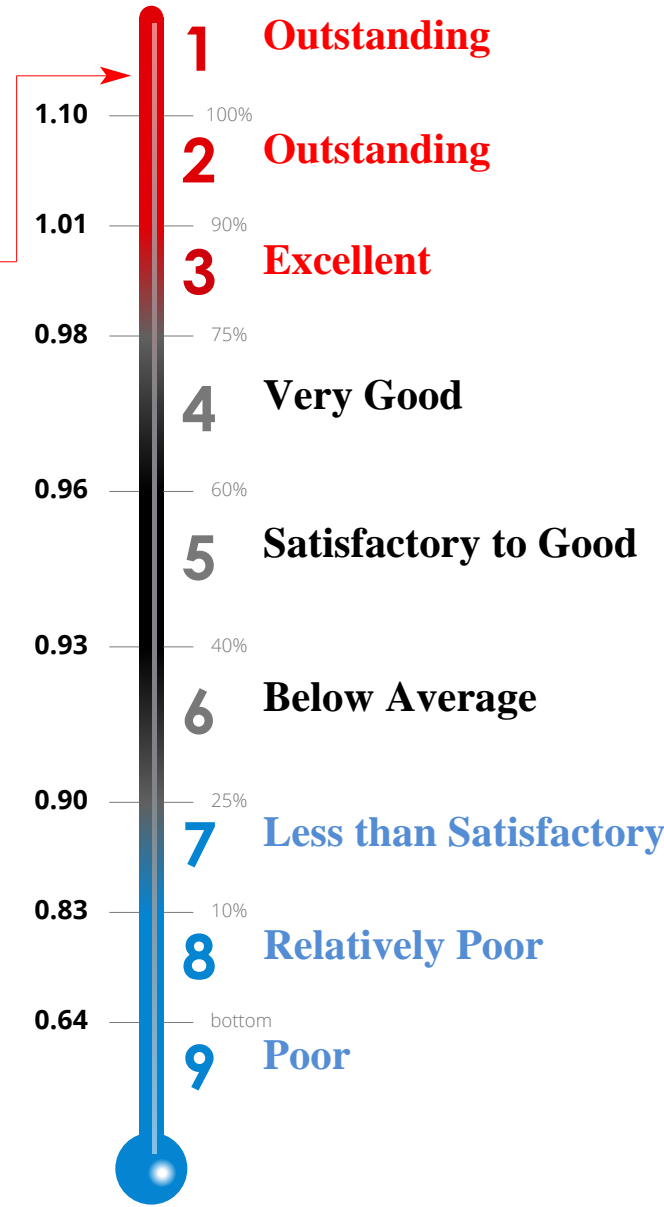
Value Added Score

$$1 + \left(\frac{\text{Actual pts} - \text{Expected pts}}{\text{Entries} \times 100} \right)$$

$$1 + \left(\frac{9,940 - 7,071.76}{78 \times 100} \right) = 1.37$$

A level QI score = 1.37
QI grade = 1

Subject	Entries	Expected Points	Actual Points	Score	Grade
A - Biology	4	384.85	500	1.29	1
A - Business Studies	5	411.79	660	1.50	1
A - Chemistry	5	474.37	580	1.21	1
A - Chinese	4	358.08	540	1.45	1
A - Computer Science	2	179.04	260	1.40	1
A - Economics	9	817.49	1,100	1.31	1
A - English Literature	4	412.86	540	1.32	1
A - French	1	124.00	140	1.16	2
A - Government & Politics	5	434.46	580	1.29	1
A - History	2	155.23	280	1.62	1
A - Mathematics	18	1,670.24	2,240	1.32	1
A - Maths (Further)	6	537.12	800	1.44	1
A - Modern Greek	-	-	-	-	-
A - Persian	1	89.52	140	1.50	-
A - Physics	7	646.94	900	1.36	1
A - Turkish	4	305.00	540	1.59	1
Totals	78	7,071.76	9,940		



St. John's 'A' Level QI score: 1.37 (Outstanding)

The strategic indicator known as the Quality Indicator (QI), shows the progress made across all examination entries across St. John's. Every grade is taken into account, giving a clear indication of how the overall 'A' Level curriculum has performed. This data is then sent to the Department for Education, who compares St. John's performance against the benchmark based on every student's results nationally.

St. John's achieved an Alps Quality Indicator score of 1.37. This confirms that St. John's performance in our 'A' Level results has been judged Outstanding when compared to the best scores achieved in schools across the country. This places St. John's 'A' Level results within the top 1% of the country.

‘A’ Level Results for the Upper & Lower 6th Form 2021

Candidates	Maths	Further Maths	English	Biology	Chemistry	Physics	History	Govt. & Politics	Economics	Business	Computer Science	Turkish or French	Chinese
Cand. 1					A				A	A			
Cand. 2							A*	A		A			
Cand. 3	A*		A*			A*							
Cand. 4	A*	A*							A				A*
Cand. 5	A*	A				A							A*
Cand. 6	A*	A*				A*					A*		
Cand. 7	A*	A							A				A
Cand. 8	A*	A*				A*							A*
Cand. 9	A*			A*	A								A
Cand. 10	A*	A*				A							A*
Cand. 11			A*				A*	A*				A*	
Cand. 12	A*					A					A		
Cand. 13	A*								A*	A*			
Cand. 14	A*			A*	A*								
Cand. 15	A					A			A*				
Cand. 16			A*					A*				A*	
Cand. 17	C			A	B								

Candidates	Govt. & Politics	Maths	Maths A2	Physics	Chemistry	Biology	English	Economics	Business	EPQ	Greek	Turkish	Persian
Cand. 18		B			B	B							
Cand. 19	C						A	C					
Cand. 20	B								A*			A*	
<p>The following are Lower 6th form pupils who chose to take either AS exams or A2 exams a year early. Special mention to Aurora (28), Iris (31) and Lara (27) who completed their A2 Economics course in one year. These girls attended 4 hours of extra Economics lessons every Saturday in order to achieve their goal.</p>													
Cand. 21		A		A		A				A			A*
Cand. 22	A					A				A*			
Cand. 23						A				A*			
Cand. 24		B				B				A*		A	
Cand. 25		A											
Cand. 26		A				B				A*	A*		
Cand. 27			B					B	B	A*			
Cand. 28		A						A*		A*			
Cand. 29			B						B				
Cand. 30			C	B									
Cand. 31			A*	A				A*		A			
Cand. 32		C				C				A		A*	
Cand. 33	C								C				

Total 'A' Level Exam Pass Rate:

A* 86

A 34

B 13

C 9

D 0

A* - A = 84.5%

A* - B = 93.6%





QS World University Rankings 2022
- Top 10 Universities in the UK

Massachusetts Institute of Technology (MIT)

University of Oxford

University of Oxford (UK)

University of Cambridge

Stanford University

Imperial College London

University of Cambridge (UK)

UCL (University College London)

Harvard University

University of Edinburgh

California Institute of Technology

The University of Manchester

Imperial College London (UK)

King's College London (KCL)

Swiss Federal Institute of Technology


London School of Economics and Political Science (LSE)

UCL – University College London (UK)

University of Warwick

University of Chicago

University of Bristol



Student university destinations 2021

(Not listed in the numerical order shown on the A Level grid).

Student 1.	Imperial College London	Russell Group	World Top 10
Student 2.	University College London	Russell Group	World Top 10
Student 3.	University College London	Russell Group	World Top 10
Student 4.	University College London	Russell Group	World Top 10
Student 5.	Kings College London	Russell Group	UK Top 10
Student 6.	Kings College London	Russell Group	UK Top 10
Student 7.	Kings College London	Russell Group	UK Top 10
Student 8.	Kings College London	Russell Group	UK Top 10
Student 9.	Kings College London	Russell Group	UK Top 10
Student 10.	Manchester University	Russell Group	UK Top 10
Student 11.	Manchester University	Russell Group	UK Top 10
Student 12.	Manchester University	Russell Group	UK Top 10
Student 13.	Warwick University	Russell Group	UK Top 10
Student 14.	Warwick University	Russell Group	UK Top 10
Student 15.	Warwick University	Russell Group	UK Top 10
Student 16.	Southampton University	Russell Group	
Student 17.	York University	Russell Group	
Student 18.	Liverpool University	Russell Group	
Student 19.	Loughborough University		
Student 20.	Westminster University		



Student university destinations 2020

Student 1:	Imperial College London	ICL	Russell Group University	World Top 10
Student 2:	Imperial College London	ICL	Russell Group University	World Top 10
Student 3:	London School of Economics	LSE	Russell Group University	UK Top 10
Student 4:	University College London	UCL	Russell Group University	World Top 10
Student 5:	University College London	UCL	Russell Group University	World Top 10
Student 6:	University College London	UCL	Russell Group University	World Top 10
Student 7:	University College London	UCL	Russell Group University	World Top 10
Student 8:	University College London	UCL	Russell Group University	World Top 10
Student 9:	University College London	UCL	Russell Group University	World Top 10
Student 10:	Kings College London	KCL	Russell Group University	UK Top 10
Student 11:	Kings College London	KCL	Russell Group University	UK Top 10
Student 12:	Manchester University		Russell Group University	UK Top 10
Student 13:	Birmingham University		Russell Group University	UK Top 10
Student 14:	Edinburgh / Aberdeen (TBC)		Russell Group University	UK Top 10
Student 15:	Southampton University		Russell Group University	UK Top 10
Student 16:	York University		Russell Group University	
Student 17:	Sheffield University		Russell Group University	
Student 18:	Nottingham Trent			



RUSSELL GROUP

- University of Birmingham
- University of Bristol
- University of Cambridge
- Cardiff University
- Durham University
- University of Edinburgh
- University of Exeter
- University of Glasgow
- Imperial College London
- King's College London
- University of Leeds
- University of Liverpool
- London School of Economics and Political Science
- University of Manchester
- Newcastle University
- University of Nottingham
- University of Oxford
- Queen Mary University of London
- Queen's University Belfast
- University of Sheffield
- University of Southampton
- University College London
- University of Warwick
- University of York



**RUSSELL
GROUP**



The Russell Group represents 24 leading UK universities which are committed to maintaining the very best research, an outstanding teaching and learning experience and unrivalled links with business and the public sector.

Russellgroup.ac.uk



Student university destinations 2019

Student 1: University College London (UCL)
Student 2: King's College London
Student 3: London School of Economics (LSE)
Student 4: University of Bristol

Student 5: University of Warwick
Student 6: University of York
Student 7: University of Edinburgh

Student 8: King's College London
Student 9: King's College London
Student 10: King's College London

Student 11: Queen Mary University
Student 12: University of Liverpool

Student 13: Queen Mary University
Student 14: Queen Mary University
Student 15: Royal Holloway University
Student 16: Joined the Royal Air Force

Student 17: City, University of London
Student 18: Central St. Martins
Student 19: Central St. Martins

Student 20: University of Reading
Student 21: University of Kent
Student 22: University of Leicester
Student 23: University of Plymouth

Student 24: University of Essex
Student 25: University of Kaplan (Singapore)
Student 26: University of Essex
Student 27: University of Essex
Student 28: University of Essex

Russell Group University
Russell Group University
Russell Group University
Russell Group University

Russell Group University
Russell Group University
Russell Group University

Russell Group University
Russell Group University
Russell Group University

Russell Group University
Russell Group University

Russell Group University
Russell Group University

University of the Arts London
University of the Arts London



Student university destinations 2018 (Listed *not* in the numerical order shown on the grid overleaf.)

Student 1.	Imperial College	Russell Group
Student 2.	University College London	Russell Group
Student 3.	University College London	Russell Group
Student 4.	University College London	Russell Group
Student 5.	Kings College London	Russell Group
Student 6.	Warwick University	Russell Group
Student 7.	Durham University	Russell Group
Student 8.	Edinburgh University	Russell Group
Student 9.	Edinburgh University	Russell Group
Student 10.	Manchester University	Russell Group
Student 11.	Birmingham University	Russell Group
Student 12.	Birmingham University	Russell Group
Student 13.	Queen Mary University	Russell Group
Student 14.	York University	Russell Group
Student 15.	York University	Russell Group
Student 16.	Newcastle University	Russell Group
Student 17.	Newcastle University	Russell Group
Student 18.	Cardiff University	Russell Group
Student 19.	Central Saint Martins	University of Arts London
Student 20.	Central Saint Martins	University of Arts London
Student 21.	Royal Holloway University	
Student 22.	Royal Holloway University	
Student 23.	Loughborough University	
Student 24.	Loughborough University	
Student 25.	Monash University	Australia's Group of Eight (Go8)
Student 26.	City of London University	
Student 27.	Portsmouth University	
Student 28.	Portsmouth University	
Student 29.	Westminster University	
Student 30.	Hertfordshire University	
Student 31.	Gap Year	
Student 32.	Westminster University	
Student 33.	Birmingham City University	
Student 34.	Nottingham Trent University	
Student 35.	Hertfordshire University	
Student 36.	Roehampton University	
Student 37.	Bournemouth University	
Student 38.	Brunel University London	



Student university desitnations 2017

Student 1.	Cambridge University	Russell Group
Student 2.	Warwick University	Russell Group
Student 3.	Warwick University	Russell Group
Student 4.	Warwick University	Russell Group
Student 5.	University College London	Russell Group
Student 6.	University College London	Russell Group
Student 7.	Kings College London	Russell Group
Student 8.	Kings College London	Russell Group
Student 9.	Kings College London	Russell Group
Student 10.	Kings College London	Russell Group
Student 11.	Kings College London	Russell Group
Student 12.	Durham University	Russell Group
Student 13.	Manchester University	Russell Group
Student 14.	Birmingham University	Russell Group
Student 15.	Royal Holloway University	
Student 16.	Royal Holloway University	
Student 17.	Central Saint Martins - University of Arts London	
Student 18.	Portsmouth University	
Student 19.	Portsmouth University	
Student 20.	Buckingham University	
Student 21.	Brunel University	
Student 27.	Hertfordshire University	
Student 28.	Hertfordshire University	
Student 29.	Hertfordshire University	
Student 30.	De Montford University	
Student 22.	Gap Year	
Student 23.	Gap Year	
Student 24.	Gap Year	
Student 25.	Gap Year	
Student 26.	Gap Year	





Dr Penny Barton BA (Hons), MA, PhD
Senior Tutor / Director of Studies / Fellow

The Headteacher
St Johns Senior School
North Lodge
The Ridgeway
Enfield
Middlesex
EN2 8BE

August 2018

Dear Headteacher,

I am delighted to write to inform you that your former student Mr Alexander Evans has just finished his first year at Homerton College, Cambridge University, and has achieved a first class result in Law. Alexander seems to have enjoyed his first year at Cambridge and has contributed well to the life of the college. At Homerton we pride ourselves on our friendly, inclusive and supportive atmosphere, which our students really appreciate. Do please consider Homerton if you have more students of a similar calibre thinking of applying to Cambridge!

If you or your students have any questions about applying to Cambridge and to Homerton please do not hesitate to get in touch either directly with me or with our admissions department: admissions@homerton.cam.ac.uk. Details of our Open Days can be found on our website: <http://www.homerton.cam.ac.uk/undergraduate/opendays>.

Yours sincerely

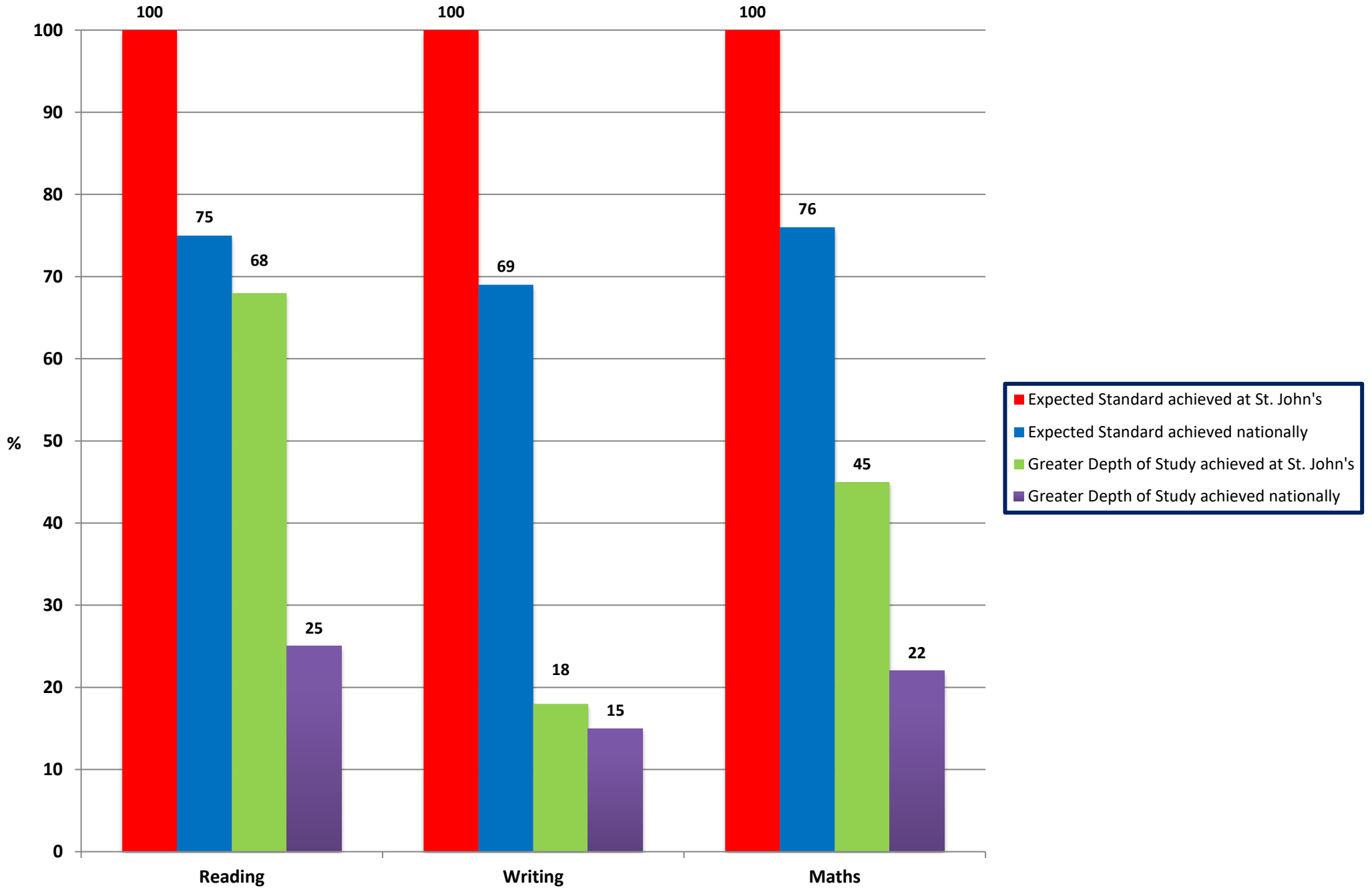


Dr Penny Barton
Senior Tutor

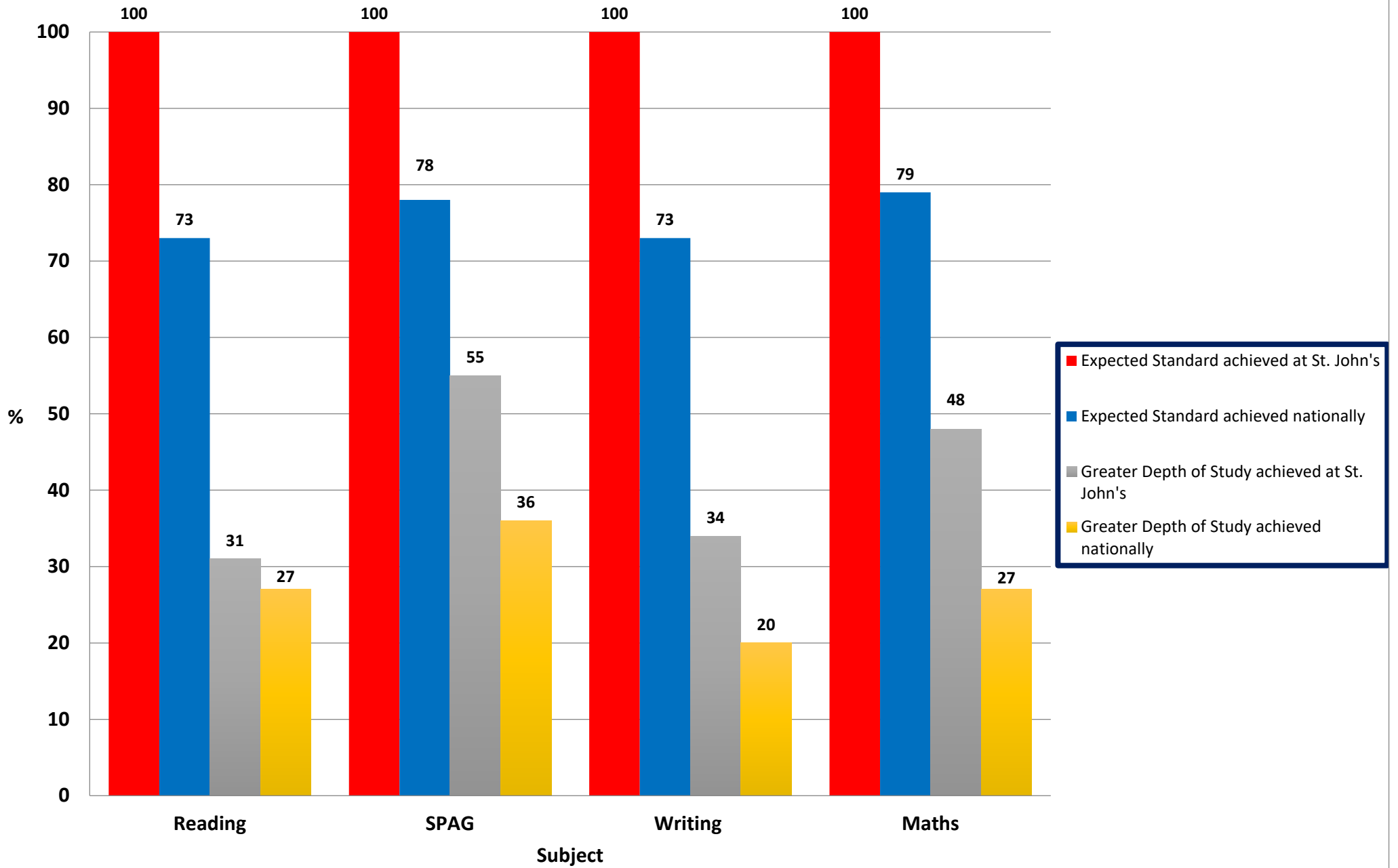
HOMERTON COLLEGE
Hills Road, Cambridge CB2 8PH
Tel: +44 (0)1223 747214
seniortutor@homerton.cam.ac.uk
www.homerton.cam.ac.uk

Homerton College is a Registered Charity No. 1137497

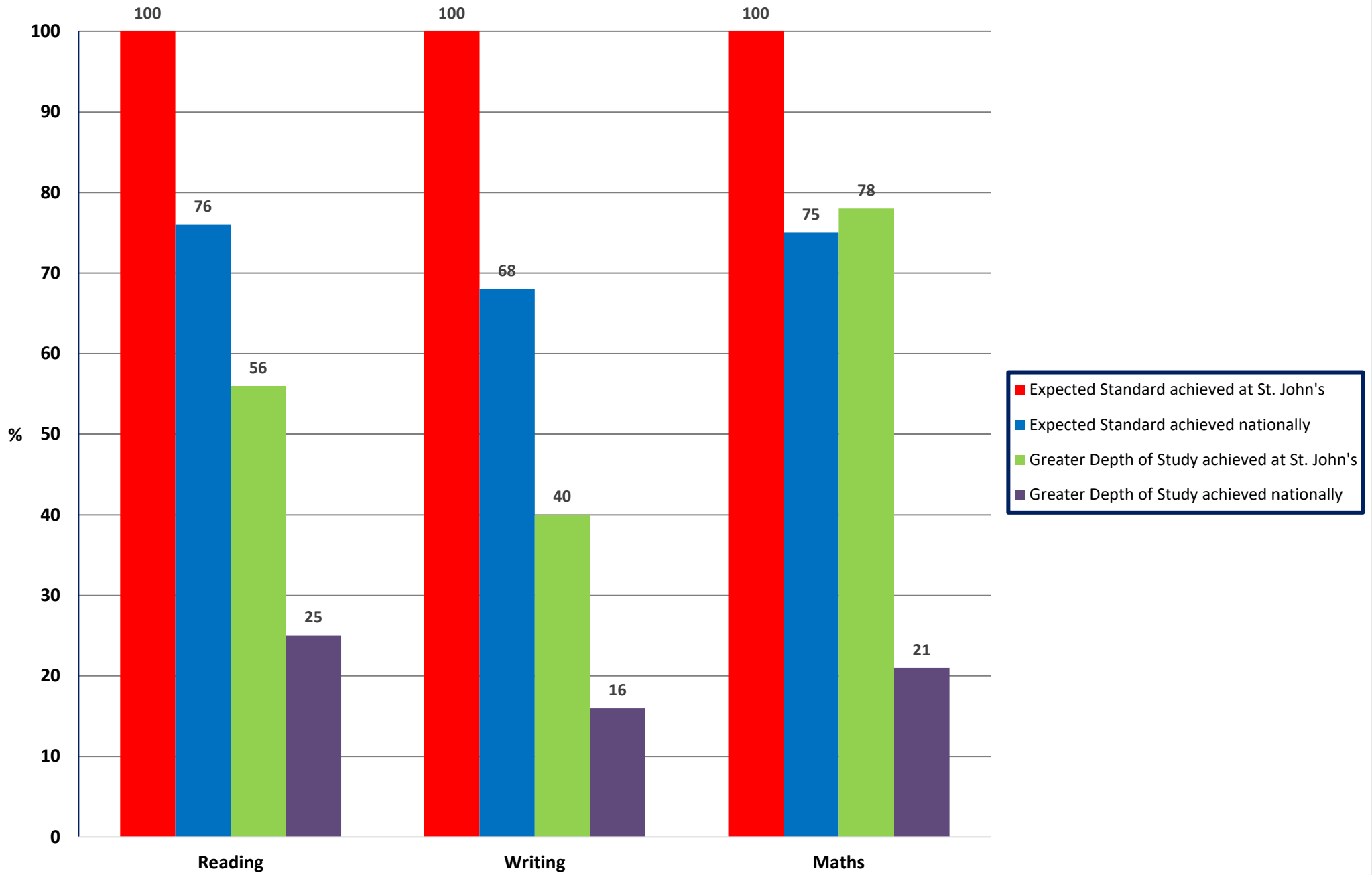
Key Stage 1 SATS 2018-2019



Key Stage 2 SATS 2018-2019



Key Stage 1 SATS 2017-2018



Key Stage 2 SATS 2017-2018

